



Economical, accurate percentage timer for adjustable on time of a fixed cycle... ideal for irrigation control, chemical injection, oven cycling, etc.



6

ELECTRIC
TIMERS

The HQ4 series 48 percentage timer is an accurate, economical, enclosed percentage timer designed for use in applications where a repetitive ON time of a fixed cycle needs to be variable. It is ideally suited for:

- Irrigation controls
- Chemical feeding
- Program temperature controls
- Electric heaters, ovens
- Motor control
- Lubrication systems

The HQ4 series 48 percentage timer is a panel mounted unit with exposed dial. The heavy duty front dial plate has 4 mounting studs for simple and secure mounting to panels up to 1/4 inch thick. The load switches and motor are enclosed for environmental protection. Connections to load switches and timing motor are made to screw terminals on the rear of the unit.

OPERATION

A synchronous motor driven cam closes a snap action switch for a selected percentage of the total time cycle of the unit. Percentage settings are made with a knob and dial on the front of the unit. Settings may be made or changed with the timer operating. With a dial setting between 5% and 100%, terminals 2 and 3 are closed relative to the setting. At 100% setting, terminals 2 and 3 are closed continuously. At 0% setting, terminals 2 and 3 are open continuously.

SPECIFICATIONS

Time Ranges:

Sym.	Time Range
01	15 Sec.
02	30 Sec.
03	60 Sec.
04	120 Sec.
05	4 Min.
06	5 Min.
07	10 Min.
08	15 Min.
09	30 Min.
10	60 Min.
11	120 Min.

Voltage/Frequency: 120 VAC (+10, -15%), 50/60 Hz
240 VAC (+10, -15%), 50/60 Hz

Burden: 4 VA max.

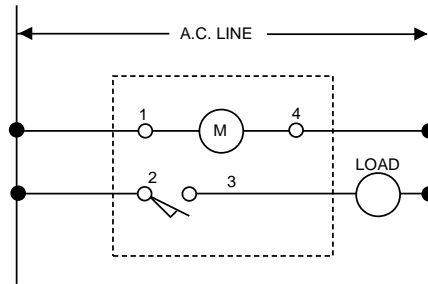
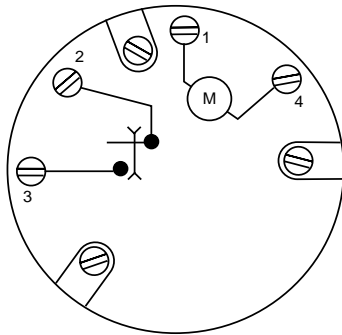
Contact Rating: 10 amps at 240 VAC
1/3 HP at 125/250 VAC
1/2 amp at 125 VDC
1/4 amp at 250 VDC

Setability: ±1% of total time cycle

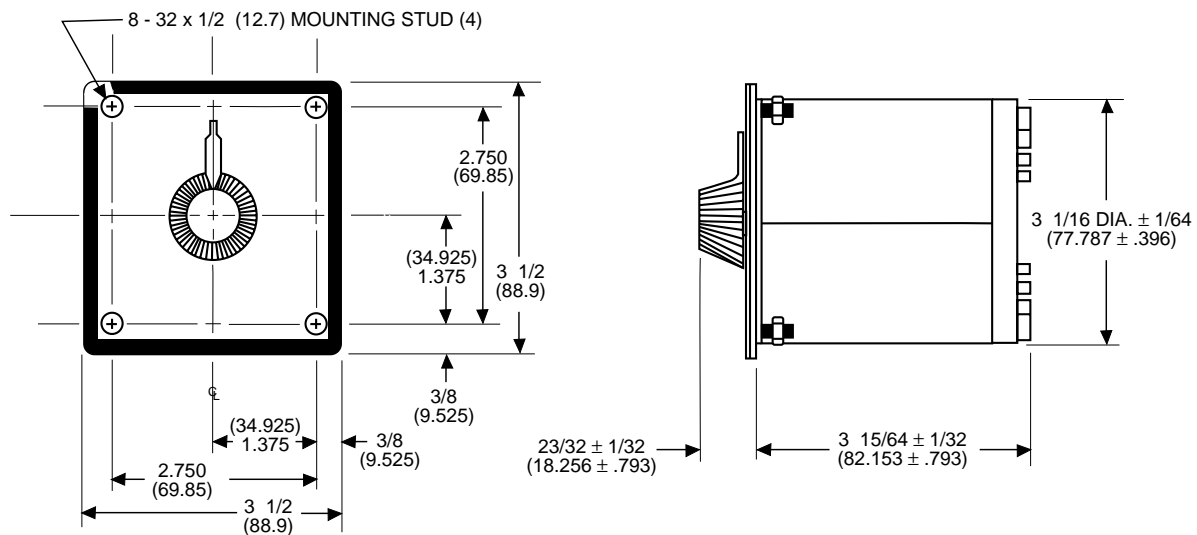
Temperature Range: -10° to 140°F (-23° to +60°C)

Agency Approvals: UL Recognition E61735
CSA Certification LR26861

WIRING



MOUNTING



ORDERING INFORMATION

Consult Customer Service for availability of other time ranges, voltages, and frequencies.

HQ4 **01** **S48** **A6** **U**

TIME RANGE

Sym.	Description	Sym.	Description
01	15 Sec.	07	10 Min.
02	30 Sec.	08	15 Min.
03	60 Sec.	09	30 Min.
04	120 Sec.	10	60 Min.
05	4 Min.	11	120 Min.
06	5 Min.		

SERIES

VOLTAGE & FREQUENCY

Sym.	Description
A5	120V, 50 Hz
A6	120V, 60 Hz
B5	240V, 50 Hz
B6	240V, 60 Hz